



FURNITURE – EQUIPMENT – DESIGN – SERVICE

NICKERSON NY, LLC  
11 Moffit Boulevard  
Bay Shore, NY 11706  
Office: (631) 666-0200  
Fax: (631) 666-2667  
[www.NickersonCorp.com](http://www.NickersonCorp.com)



**General Information**

<b>Account:</b> Yonkers Public School District	<b>Quote#:</b> 21901
<b>Ship to:</b> Yonkers Middle High School	<b>Contract#:</b> 2021-22-C10
<b>Contact:</b> Minaz David	<b>Created Date:</b> 02-14-2023
<b>Phone:</b> 914-907-6581	<b>Nickerson Rep:</b> Mike Cunningham
<b>Mobile:</b>	<b>Created by:</b> Katherine Marquez
<b>Email:</b> <a href="mailto:mdavid@yonkerspublicschools.org">mdavid@yonkerspublicschools.org</a>	<b>Expiration Date:</b> 02-28-2023

**Contract Pricing**

**Contract:** 2021-22-C10 - Southern Westchester BOCES Furniture, Storage & Athletic Equipment

**Project Timeline**

<b>Leadtime:</b> approximately 10-12 weeks after receipt of order and all necessary approvals	<b>Delivery By:</b> Q2-2023
---	-----------------------------

**Proposed Scope of Work**

**METAL LOCKERS @ MIDDLE / HIGH SCHOOL - 1<sup>st</sup> Floor Locker Rooms**

Furnish and install the following All-Welded Bulldog Athletic Lockers, as manufactured by Art Metal Products, with 14 gauge diamond perforated doors with 16 gauge diamond perforated sides, 16 gauge shelves, 18 gauge backs, stainless steel recessed handles, single-point latching, continuous piano hinges, 16 gauge slope tops and 14 gauge metal base, boxed end panels, and required fillers. **Price includes custom perforated rear top filler and perforated base (to accommodate heating vents as requested).**

**Boys Locker Room A & B**

- (115) 15" x 16" x 72" double-tier (230 openings)
- (28) 15" x 16" x 72" single-tier (28 openings)
- (258) Furnish only Master Lock #1525 padlock

Furnish and install the following standard laminated maple bench tops with (42) heavy-duty pedestals:

- (12) Hardwood Benchtop @ 10'-0" Length
- (2) Hardwood Benchtop @ 9'-0" Length

Qty.	Product #	Description	List Price	Extended
115	AWBA562-2	AMP-1004 Bulldog Athletic, Double Tier	\$720.47	\$82,854.05
28	AWBA562-1	AMP-1004 Bulldog Athletic, Single Tier	\$596.12	\$16,691.36
30	CST1572-16	Continuous Slope Top - 16 ga.	\$173.44	\$5,203.20
12	CST1872-16 (Modified)	Continuous Slope Top - 16 ga. (Modified to be diamond perforated @ 16" depth)	\$191.55	\$2,298.60
18	KZBF-N (Modified)	Z-Base Front (Modified to be 4" High welded closed flush front Base)	\$98.76	\$1,777.68
12	KZBF-N (Modified)	Z-Base Front (Modified to be diamond perforated at 14 ga.)	\$98.76	\$1,185.12
14	KZBE15-N (Modified)	Z-Base Ends / Splice-Int. Support (Modified to be 16"D)	\$20.95	\$293.30



FURNITURE – EQUIPMENT – DESIGN – SERVICE

**NICKERSON NY, LLC**  
 11 Moffit Boulevard  
 Bay Shore, NY 11706  
 Office: (631) 666-0200  
 Fax: (631) 666-2667  
[www.NickersonCorp.com](http://www.NickersonCorp.com)



12	STFF7203	Slope Top Furring Filler - 18 ga.	\$30.51	\$366.12
12	KFSF1278 (Modified)	Front Filler - 16 ga. (Modified to be at 76"H)	\$63.53	\$762.36
12	KG78 (Modified)	Slip Joint Filler - 16 ga. (Modified to be fit front filler 76"H)	\$41.69	\$500.28
16	KP1572 (Modified)	Solid Panel (Modified for inside corner filler conditions at 16"D)	\$41.51	\$664.16
8	KBE1572LS/LR (Modified)	Slope Top Boxed End Panel -16 ga. (Modified to be 16"D)	\$166.72	\$1,333.76
8	STC15 (Modified)	Slope Top Corner filler -16 ga. (Modified to be 16"D)	\$141.72	\$1,133.76
12	MBT120	Hardwood Benchtop @ 10'-0" Length	\$368.05	\$4,416.60
2	MBT108	Hardwood Benchtop @ 9'-0" Length	\$331.26	\$662.52
5	ADA Modified	ADA Compliant Kit	\$42.67	\$213.35
42	8032	Heavy-Duty Pedestals (#729-Tan Only)	\$192.06	\$8,066.52
258	1525	Master Lock Padlock - Key Controlled	\$11.41	\$2,943.78
<b>Total List Price:</b>			<b>\$131,366.52</b>	
<b>LESS 10% BOCES Discount:</b>			<b>- 13,136.65</b>	
				<b>\$118,229.87</b>
<b>LESS 25.12% Vendor Quantity Discount:</b>			<b>- 29,699.34</b>	
<b>MATERIAL TAILGATE DELIVERED (ON BOCES CONTRACT):</b>				<b>\$88,530.53</b>
<b>***For Labor/ Installation (including Removal &amp; Disposal of existing lockers), ADD:</b>				<b>+20,500.00</b>
<b>TOTAL DELIVERED AND INSTALLED:</b>				<b>\$109,030.53</b>

**Girls Locker Room A & B**

- (72) 15" x 16" x 72" double-tier (144 openings)
- (65) 15" x 16" x 72" single-tier (65 openings)
- (209) Furnish only Master Lock #1525 padlock

Furnish the following standard laminated bench tops with (39) heavy-duty pedestals:

- (9) Hardwood Benchtop @ 10'-0" Length
- (4) Hardwood Benchtop @ 9'-0" Length

Qty.	Product #	Description	List Price	Extended
72	AWBA562-2	AMP-1004 Bulldog Athletic, Double Tier	\$720.47	\$51,873.84
65	AWBA562-1	AMP-1004 Bulldog Athletic, Single Tier	\$596.12	\$38,747.80
26	CST1572-16	Continuous Slope Top - 16 ga.	\$173.44	\$4,509.44
12	CST1872-16 (Modified)	Continuous Slope Top - 16 ga. (Modified to be diamond perforated at 16")	\$191.55	\$2,298.60
26	KZBF-N (Modified)	Z-Base Front (Modified to be 4" High welded closed flush front base)	\$98.76	\$2,567.76
12	KZBF-N (Modified)	Z-Base Front (Modified to be diamond perforated at 14 ga.)	\$98.76	\$1,185.12
14	KZBE15-N (Modified)	Z-Base Ends / Splice-Int. Support (Modified to be 16"D)	\$20.95	\$293.30



FURNITURE – EQUIPMENT – DESIGN – SERVICE

**NICKERSON NY, LLC**  
 11 Moffit Boulevard  
 Bay Shore, NY 11706  
 Office: (631) 666-0200  
 Fax: (631) 666-2667  
[www.NickersonCorp.com](http://www.NickersonCorp.com)



12	STFF7203	Slope Top Furring Filler - 18 ga.	\$30.51	\$366.12
16	KP1572 (Modified)	Solid Panel (Modified for inside corner filler conditions at 16"D)	\$41.51	\$664.16
12	KFSF1278 (Modified)	Front Filler - 16 ga. (Modified to be at 76"h)	\$63.53	\$762.36
12	KG78 (Modified)	Slip Joint Filler - 16 ga. (Modified to be fit front filler 76"h)	\$41.69	\$500.28
8	KBE1572LS/LR (Modified)	Slope Top Boxed End Panel -16 ga. (Modified to be 16"D)	\$166.72	\$1,333.76
8	STC15 (Modified)	Slope Top Corner Filler -16 ga. (Modified to be 16"D)	\$141.72	\$1,133.76
9	MBT120	Hardwood Benchtop @ 10'-0" Length	\$368.05	\$3,312.45
4	MBT108	Hardwood Benchtop @ 9'-0" Length	\$331.26	\$1,325.04
5	ADA Modified	ADA Compliant Kit	\$42.67	\$213.35
39	8032	Heavy-Duty Pedestals (#729-Tan Only)	\$192.06	\$7,490.34
209	1525	Master Lock Combination Padlock - Key Controlled	\$11.41	\$2,384.69
			<b>Total List Price:</b>	<b>\$120,962.17</b>
			<b>LESS 10% BOCES Discount:</b>	<b>- 12,096.22</b>
				<b>\$108,865.95</b>
			<b>LESS 22.8% Vendor Quantity Discount:</b>	<b>- 24,821.44</b>
			<b>MATERIAL TAILGATE DELIVERED (ON BOCES CONTRACT):</b>	<b>\$84,044.51</b>
			<b>***For Labor/ Installation (including Removal &amp; Disposal of existing lockers), ADD:</b>	<b>+20,320.00</b>
			<b>TOTAL DELIVERED AND INSTALLED:</b>	<b>\$104,364.51</b>

## Project Exclusions & Notes

Furnish & Install - Pricing is based on having full use of elevators and unobstructed access for accepting deliveries.

**QUOTE NOTES:** Due to the volatility of raw materials and transportation this quote will remain valid for 15 days and lead times are subject to change. After 15 days, pricing and lead times will need to be revalidated.

### Locker Exclusions:

- Locker furring/Blocking
- Concrete base/Sleepers
- Steel angle bench support

### General Exclusions:

- Overtime caused by other trades
- On or off-site storage
- 2<sup>nd</sup> shift, 3<sup>rd</sup> shift & weekend installations
- Area Preparation
- Items/Quantities not specifically listed above
- Reinforcing of walls for wall mounted equipment
- Taxes/Bonds/Allowances/Permits/Governmental Fees & inspections
- Removal/Relocation/Disposal of any existing equipment unless otherwise noted
- Repair/refinish of existing floors, walls, ceiling or equipment unless otherwise noted
- Hoisting of materials
- Multiple Phases
- OCP Insurance Policies
- Double Handling
- Non-standard colors / custom finishes



FURNITURE – EQUIPMENT – DESIGN – SERVICE

**NICKERSON NY, LLC**  
11 Moffitt Boulevard  
Bay Shore, NY 11706  
Office: (631) 666-0200  
Fax: (631) 666-2667  
[www.NickersonCorp.com](http://www.NickersonCorp.com)



## Acceptance of Proposal with Terms & Conditions

**Payment Terms & Conditions:** Net 30 due upon completion. No retainage withheld.

### **Acceptance of Proposal**

Upon acceptance of this agreement, please send a purchase order via e-mail, fax or mail for processing. Pricing is valid until the expiration date indicated above and may need to be re-quoted if the quote has expired. Pricing is based on work being completed first shift Monday-Friday 7AM-3PM. All materials used are manufactured with 100% standard construction, finish and warranty.

**For order approval & processing, submit all signed quotes and purchase orders addressed to Nickerson NY, LLC to below contacts:**

- E-mail: [mcunningham@nickersoncorp.com](mailto:mcunningham@nickersoncorp.com) & [jgellman@nickersoncorp.com](mailto:jgellman@nickersoncorp.com)
- Fax: (631) 666-2667

All NYS orders purchased via credit card are subject to a 3.5% fee and will be added to the total quote amount prior to processing of any credit card transactions.

Thank you for the opportunity to quote this project.

**Mike Cunningham M. 631-539-1341 | E. [MCunningham@nickersoncorp.com](mailto:MCunningham@nickersoncorp.com)**  
**Nickerson NY, LLC | 11 Moffitt Blvd. | Bay Shore, NY 11706**

Furniture, Storage, and Athletic Equipment

#2021-22-C10

Term: June 1, 2022 - May 31, 2024

	Vendor	Percentage from Manufacturer's List Price	Minimum Order (\$)	Inside Delivery Category One (%)	Inside Delivery Category Two (%)	Per Flight of Stairs (%)	Manufacturer's Warranty	Delivery Time ( In Calendar days)	Price List Date	Is price list available electronically ? Y/N	
F8	Wood Designs	WB Mason	35.00	\$1,000.00	15	15	5	Multiple	10-45	2022	Y
<b>Category G: Tables &amp; Chairs</b>											
G1	AmTab Manufacturing	HNE	15.00	\$500.00	20	15	5	10	40-90	2023	Y
G2	McCourt Manufacturing folding Tables		No Award								
G3	MidWest Folding Products		No Award								
G4	Mity-Lite	WB Mason	39.80	\$600.00	10	20	10	Multiple	15-45	2022	Y
G5	Muzo	WB Mason	30.00	\$500.00	15	20	10	Multiple	30-60	2022	Y
G6	National Public Seating (Folding Chairs)	WB Mason	44.50	\$750.00	10	17.5	17	Multiple	10-45	2022	Y
G7	Southern Aluminum - Lightweight Tables	Young Equipment	25.00	\$500.00	18	25	10	3	30-90	2022	Y
G8	Special T	HNE	20.00	\$1,000.00	20	15	5	3-5	40-90	2022	Y
<b>Category H: Cafeteria</b>											
H1	Classroom Select	School Specialty	12.00	\$500.00	10	20	20	Limited Lifetime	30	2022	Y
H2	ISI Interior Systems America		No Award								
H3	KI (Kreuger International)		No Award								
H4	Learniture		No Award								
H5	McCourt Manufacturing Folding Tables		No Award								
H6	Midwest Folding Products		No Award								
H7	Mitchell		No Award								
H8	Palmer Hamilton	Nickerson	30.00	\$1,500.00	15	25	9	varies	60-120	2022	Y
H9	SICO Incorporated	AT Equipment	15.00	\$5,000.00	15	25	20	15	60-90	2022	Y
<b>Category I: Presentation Products - Message Boards, White Boards, Lecturns, Signage &amp; Display</b>											
I1	Aarco Products, Inc.	Young Equipment	25.00	\$500.00	18	25	10	3	30	2021	Y
I2	ASI Visual Display Products	AT Equipment	10.00	\$2,500.00	15	25	12	10	60-90	2022	Y
I3	Claridge	HNE	22.00	\$700.00	20	15	5	1-10	30-120	2020	Y
I4	Copernicus Technology	School Specialty	22.00	\$500.00	10	20	20	varies	14-28	2022	Y
I5	Da-Lite		No Award								
I6	Draper Presentation Products	Nickerson	1.00	\$1,500.00	20	25	10	1	30-60	2022	Y
I7	Ghent Manufacturing	WB Mason	53.80	\$1,000.00	9.5	25	13.5	Multiple	15-45	2022	Y
I8	Marsh Industries, Inc.		No Award								
I9	MooreCo	Nickerson	45.00	\$500.00	15	22	10	1	30-90	2022	Y
I10	Oklahoma Sound	WB Mason	44.50	\$750.00	10	17.5	17	2	30-45	2022	Y
I11	Waddell	WB Mason	44.20	\$500.00	9.5	19	19	Limited Lifetime	30-60	2022	Y
<b>Category J: Lockers</b>											
J1	Art Metal Products	Nickerson	10.00	\$5,000.00				1	60-120	2018-2019	Y



# Production Welded Lockers

## AMP-1004 Bulldog Athletic Twin-Frame All-Welded Lockers

All Prices are per locker based on 3-wide unit groupings. Actual groupings will be per actual jobsite layout.

Add 20% for 1-wide units. Add 20% for 2-wide units

Door: 14 gauge diamond perforated cold rolled steel with 18 gauge full-height door stiffener

Sides: 16 gauge diamond perforated cold rolled sheet steel

Backs 18 gauge solid cold rolled sheet steel

Tops, bottoms and hat shelves: 16 gauge solid cold rolled sheet steel. Hat shelf included for openings 60" and 72" only.

Handle: Stainless steel recessed handle with single-point latching

Hinges: 16 gauge continuous piano hinge

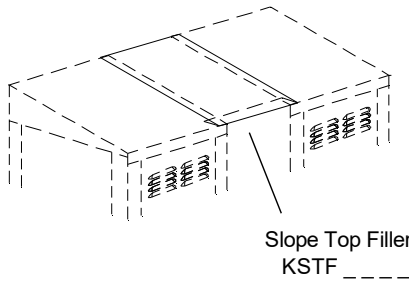
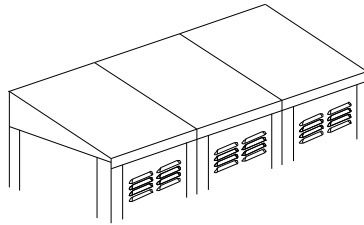
Visit our website at [www.ArtMetalProducts.com](http://www.ArtMetalProducts.com) for current product information, availability and complete specifications

Product No.	W	D	H	Tier	List Price	Wt.
<b>Single Tier</b>						
AWBA210-1	12	12	60	1	\$518.61	70
AWBA260-1	12	16	60	1	\$537.10	77
AWBA280-1	12	18	60	1	\$543.64	82
AWBA220-1	12	22	60	1	\$568.03	86
AWBA510-1	15	12	60	1	\$541.99	84
AWBA560-1	15	16	60	1	\$565.04	87
AWBA580-1	15	18	60	1	\$588.06	90
AWBA520-1	15	22	60	1	\$616.06	96
AWBA810-1	18	12	60	1	\$629.22	94
AWBA860-1	18	16	60	1	\$645.69	104
AWBA880-1	18	18	60	1	\$668.71	102
AWBA820-1	18	22	60	1	\$701.64	108
AWBA212-1	12	12	72	1	\$531.03	84
AWBA262-1	12	16	72	1	\$543.48	87
AWBA282-1	12	18	72	1	\$568.13	90
AWBA222-1	12	22	72	1	\$718.34	96
AWBA512-1	15	12	72	1	\$578.01	94
AWBA562-1	15	16	72	1	\$596.12	96
AWBA582-1	15	18	72	1	\$617.52	102
AWBA522-1	15	22	72	1	\$655.23	108
AWBA812-1	18	12	72	1	\$645.64	106
AWBA862-1	18	16	72	1	\$670.17	111
AWBA882-1	18	18	72	1	\$746.21	116
AWBA822-1	18	22	72	1	\$765.48	122
AWBA422-1	24	22	72	1	\$955.25	125
<b>Double Tier</b>						
AWBA210-2	12	12	30/60	2	\$620.96	68
AWBA260-2	12	16	30/60	2	\$634.13	76
AWBA280-2	12	18	30/60	2	\$667.03	78
AWBA220-2	12	22	30/60	2	\$683.19	82
AWBA510-2	15	12	30/60	2	\$689.41	86
AWBA560-2	15	16	30/60	2	\$704.91	92
AWBA580-2	15	18	30/60	2	\$723.01	98
AWBA520-2	15	22	30/60	2	\$746.05	102
AWBA810-2	18	12	30/60	2	\$749.85	96
AWBA860-2	18	16	30/60	2	\$765.79	102
AWBA880-2	18	18	30/60	2	\$780.00	108
AWBA820-2	18	22	30/60	2	\$825.05	114
AWBA212-2	12	12	36/72	2	\$633.77	86
AWBA262-2	12	16	36/72	2	\$653.51	92
AWBA282-2	12	18	36/72	2	\$686.45	96
AWBA222-2	12	22	36/72	2	\$701.85	98
AWBA512-2	15	12	36/72	2	\$714.28	100
AWBA562-2	15	16	36/72	2	\$720.47	106
AWBA582-2	15	18	36/72	2	\$735.80	110
AWBA522-2	15	22	36/72	2	\$776.37	114
AWBA812-2	18	12	36/72	2	\$788.78	112
AWBA862-2	18	16	36/72	2	\$811.53	118
AWBA882-2	18	18	36/72	2	\$851.04	122
AWBA822-2	18	22	36/72	2	\$877.36	126
AWBA412-2	24	12	36/72	2	\$888.00	140
AWBA422-2	24	22	36/72	2	\$1,029.36	167

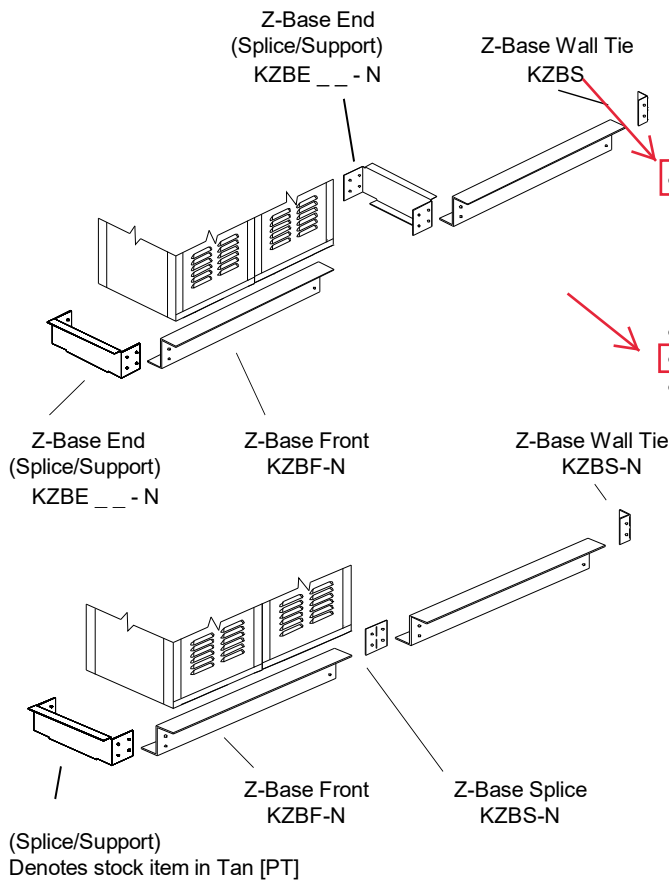


# KD Locker Accessories

Individual Slope Top Kit  
SLST \_\_\_\_\_



Slope Top Filler  
KSTF \_\_\_\_\_



20 ga. Individual Slope Top Kits (3-wide)					
Catalog No.	W	D	H	List	Weight
••• SLST1212	12	12	4	\$86.61	8.6
••• SLST1215	12	15	5	\$91.51	10.8
••• SLST1218	12	18	6	\$100.45	13.0
•• SLST1515	15	15	5	\$98.81	12.9
•• SLST1518	15	18	6	\$102.87	15.4
•• SLST1818	18	18	6	\$112.63	17.8
•• SLST1821	18	21	7	\$127.50	20.0

For use when ordering unit packaged stock lockers. Includes (3) Individual Slope Tops and (2) End Closures.

16 ga. Slope Top Fillers					
Catalog No.	W	D	H	List	Weight
••• KSTF0612	6	12	4	\$18.30	1.0
••• KSTF0615	6	15	5	\$20.34	1.2
••• KSTF0618	6	18	6	\$23.39	1.4
••• KSTF1212	12	12	4	\$32.93	2.0
••• KSTF1215	12	15	5	\$36.59	2.4
••• KSTF1218	12	18	6	\$42.09	2.8

For use with Individual Slope Tops only.

4" High Recessed Continuous Front Z-Base					
Catalog No.	W	D	H	List	Weight
••• KZBF-N	72	-	4	\$98.76	8.3

4" High Z-Base Ends or Splice-Int. Support					
Catalog No.	W	D	H	List	Weight
••• KZBE12-N	12	12	4	\$16.77	2.5
••• KZBE15-N	15	15	4	\$20.95	3.2
••• KZBE18-N	18	18	4	\$25.21	3.8
••• KZBE21-N	21	21	4	\$29.69	4.5
••• KZBE24-N	24	24	4	\$34.16	5.2

Required at exposed ends and can be used as a splice for support when tied to back wall. For support, order (1) for every (2) Z-Base Fronts.

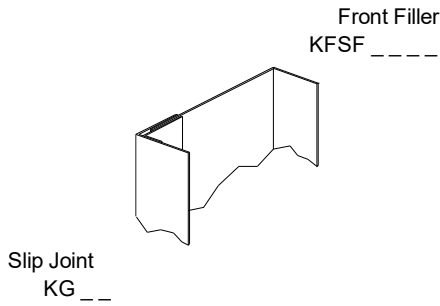
4" High Z-Base Splice or Wall Tie					
Catalog No.	W	D	H	List	Weight
• KZBS-N	3	-	3.5	\$16.77	2.5

Order (1) per Z-Base Front when no supports are used. Order (1) for every (2) Z-Base Fronts when the above Intermediate Z-Base Supports are used. Order (1) per row end at wall (field bend to make Wall Tie)

- Denotes stock item in Tan [PT]
- Denotes stock item in Tan [PT] and Dark Gray [HG]
- Denotes stock item in Tan [PT], Dark Gray [HG], Marine Blue [MB]
- † Denotes stock item - Plated, Galvanized or galvaneal

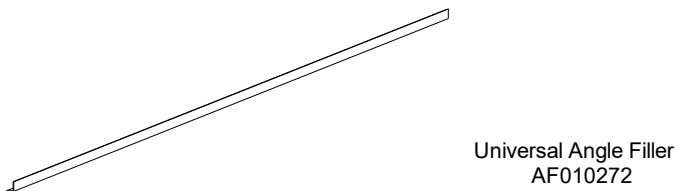


# KD Locker Accessories



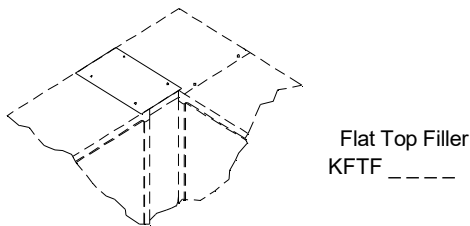
16 ga. Front Fillers and Slip Joints					
Catalog No.	W	D	H	List	Weight
KFSF0660	6	-	60	\$31.14	5.8
KFSF1260	12	-	60	\$54.66	11.5
KG60	-	-	60	\$27.46	3.2
* KFSF0666	6	-	66	\$34.96	6.4
* KFSF1266	12	-	66	\$57.83	12.6
* KG66	-	-	66	\$30.51	3.5
KFSF0672	6	-	72	\$39.40	6.9
KFSF1272	12	-	72	\$61.00	13.8
KG72	-	-	72	\$33.56	3.8
*** KFSF0678	6	-	78	\$40.65	7.4
*** KFSF1278	12	-	78	\$63.53	15.0
*** KG78	-	-	78	\$41.69	4.1

\* For Lockers With 6" Legs

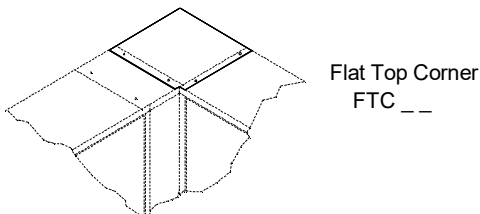


16 Ga. Universal Angle Filler					
Catalog No.	W	D	H	List	Weight
AF010272	1	2	72	\$34.67	3.8

To be used to fill miscellaneous gap conditions.



16 Ga. Flat Top Fillers					
Catalog No.	W	D	H	List	Weight
*** KFTF0612	6	12	-	\$11.18	1.1
*** KFTF0615	6	15	-	\$12.58	1.3
*** KFTF0618	6	18	-	\$15.01	1.5
KFTF0621	6	21	-	\$17.66	1.9
KFTF0624	6	24	-	\$20.44	2.0
*** KFTF1212	12	12	-	\$19.59	2.3
*** KFTF1215	12	15	-	\$22.01	2.5
*** KFTF1218	12	18	-	\$26.25	3.0
KFTF1221	12	21	-	\$30.91	3.8
KFTF1224	12	24	-	\$35.80	4.0



16 Ga. Flat Top Corner Fillers					
Catalog No.	W	D	H	List	Weight
*** FTC12	12	12	-	\$22.88	2.3
*** FTC15	15	15	-	\$24.79	3.4
*** FTC18	18	18	-	\$28.57	4.8
FTC21	21	21	-	\$32.42	6.4
FTC24	24	24	-	\$53.20	8.3

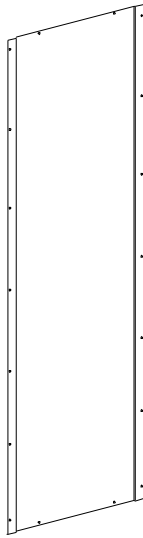
Denotes stock item in Tan [PT]

- Denotes stock item in Tan [PT]
- Denotes stock item in Tan [PT] and Dark Gray [HG]
- Denotes stock item in Tan [PT], Dark Gray [HG], Marine Blue [MB]
- † Denotes stock item - Plated, Galvanized or galvalneal

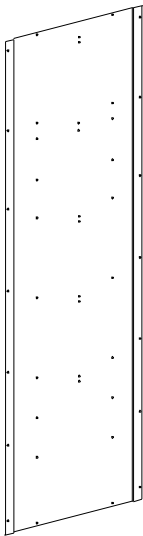




# KD Locker Accessories



18 gauge  
Finished End Panel  
KMP \_\_\_\_\_



24 gauge  
Universal Side Panel Painted Exterior Color  
KP \_\_\_\_\_

Note: All side panels shipped with bulk packaged \*KD starter and adder lockers will be painted our standard neutral color (currently Tan). This item is for side panels in addition to those ordered with the starter and adder lockers. Please specify color required when ordering.

\* Side panels for HDV will be painted your choice of Dark Gray or Tan

18 ga. Finished End Panel					
Catalog No.	W	D	H	List	Weight
KMP1236	-	12	36	\$32.93	6.0
KMP1536	-	15	36	\$47.58	7.5
KMP1836	-	18	36	\$51.24	9.0
KMP1248	-	12	48	\$45.14	8.0
KMP1548	-	15	48	\$46.94	10.0
KMP1848	-	18	48	\$65.88	12.1
•• KMP1260	-	12	60	\$57.35	10.0
•• KMP1560	-	15	60	\$69.53	12.5
•• KMP1860	-	18	60	\$80.52	15.0
•••• KMP2160	-	21	60	\$95.15	17.5
•••• KMP2460	-	24	60	\$108.57	20.0
•••• KMP1272	-	12	72	\$69.53	12.0
•••• KMP1572	-	15	72	\$80.52	15.0
•••• KMP1872	-	18	72	\$95.15	18.0
•••• KMP2172	-	21	72	\$111.02	21.0
•••• KMP2472	-	24	72	\$134.20	24.0

This end panel has no interior perforations and is to be attached over our standard 24 gauge universal side panel at exposed row ends.

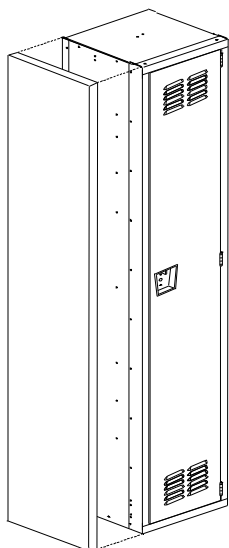
24 ga. Universal Side Panel Painted Exterior Color					
Catalog No.	W	D	H	List	Weight
KP1236	-	12	36	\$16.59	3.0
KP1536	-	15	36	\$20.75	3.8
KP1836	-	18	36	\$24.90	4.5
KP1248	-	12	48	\$22.14	4.0
KP1548	-	15	48	\$27.66	5.0
KP1848	-	18	48	\$33.19	6.0
•• KP1260	-	12	60	\$27.66	5.0
•• KP1560	-	15	60	\$34.57	6.3
•• KP1860	-	18	60	\$60.98	7.5
•••• KP2160	-	21	60	\$48.42	8.8
•••• KP2460	-	24	60	\$55.33	10.0
•••• KP1272	-	12	72	\$33.19	6.0
•••• KP1572	-	15	72	\$41.51	7.5
•••• KP1872	-	18	72	\$49.80	9.0
•••• KP2172	-	21	72	\$58.10	10.5
•••• KP2472	-	24	72	\$97.55	12.0

Order for all exposed row ends where heavy gauge is not specified. Be sure to include the color needed when ordering. This charge includes the additional side panel.

- Denotes stock item in Tan [PT]
- Denotes stock item in Tan [PT] and Dark Gray [HG]
- Denotes stock item in Tan [PT], Dark Gray [HG], Marine Blue [MB]
- Denotes stock item in Tan [PT], Dark Gray [HG], Marine Blue [MB], Black [ME], Light Gray [PL]
- + Denotes stock item - Plated, Galvanized or galvalneal

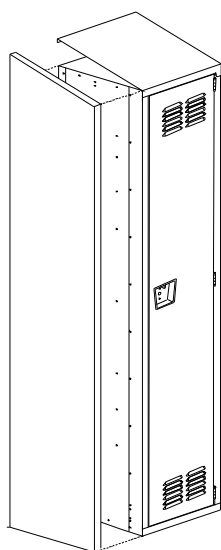
# KD Lockers Accessories

## KD Locker Accessories



Boxed End Panel  
KBE \_\_\_\_\_

16 ga. Flat Top Boxed End Panels					
Catalog No.	W	D	H	List	Weight
KBE1236	1"	12	36	\$72.13	9.0
KBE1536	1"	15	36	\$85.68	11.0
KBE1836	1"	18	36	\$97.32	13.0
KBE1248	1"	12	48	\$87.63	12.0
KBE1548	1"	15	48	\$101.18	14.5
KBE1848	1"	18	48	\$117.83	17.0
KBE1260	1"	12	60	\$107.76	14.4
KBE1560	1"	15	60	\$130.14	17.6
KBE1860	1"	18	60	\$156.55	20.8
KBE2160	1"	21	60	\$174.85	23.9
KBE2460	1"	24	60	\$233.83	27.1
KBE1272	1"	12	72	\$128.10	17.3
KBE1572	1"	15	72	\$156.55	21.1
KBE1872	1"	18	72	\$183.00	24.9
KBE2172	1"	21	72	\$213.50	28.7
KBE2472	1"	24	72	\$248.06	32.4



Sloped  
Boxed End Panel  
KBE \_\_\_\_LS  
KBE \_\_\_\_RS

16 Ga. Sloped Top Boxed End Panels						
Catalog No.	Catalog No.	W	D	H	List	Weight
Left Hand	Right Hand					
KBE1236LS	KBE1236RS	1"	12	36	\$81.82	10.0
KBE1536LS	KBE1536RS	1"	15	36	\$97.32	12.3
KBE1836LS	KBE1836RS	1"	18	36	\$110.87	14.5
KBE1248LS	KBE1248RS	1"	12	48	\$97.32	13.0
KBE1548LS	KBE1548RS	1"	15	48	\$112.79	15.8
KBE1848LS	KBE1848RS	1"	18	48	\$131.39	18.5
KBE1260LS	KBE1260RS	1"	12	60	\$117.93	15.4
KBE1560LS	KBE1560RS	1"	15	60	\$140.30	17.9
KBE1860LS	KBE1860RS	1"	18	60	\$166.72	22.3
KBE2160LS	KBE2160RS	1"	21	60	\$203.41	25.4
KBE2460LS	KBE2460RS	1"	24	60	\$264.34	29.1
KBE1272LS	KBE1272RS	1"	12	72	\$138.27	18.3
KBE1572LS	KBE1572RS	1"	15	72	\$166.72	22.4
KBE1872LS	KBE1872RS	1"	18	72	\$193.16	26.4
KBE2172LS	KBE2172RS	1"	21	72	\$244.00	30.5
KBE2472LS	KBE2472RS	1"	24	72	\$278.57	34.4

Left hand Boxed End  
Panel is shown

Order Left Hand or Right Hand Sloped Boxed End Panels as required.

- Denotes stock item in Tan [PT]
- Denotes stock item in Tan [PT] and Dark Gray [HG]
- Denotes stock item in Tan [PT], Dark Gray [HG], Marine Blue [MB]
- + Denotes stock item - Plated, Galvanized or galvalneal



## KD Lockers Accessories

# KD Locker Accessories

24 ga. Additional Hat Shelf					
Catalog No.	W	D	H	List	Weight
KH0912	9	12	-	\$10.91	0.9
KH0915	9	15	-	\$11.18	1.2
KH0918	9	18	-	\$11.71	1.5
••• KH1212	12	12	-	\$10.80	1.2
••• KH1215	12	15	-	\$11.40	1.5
••• KH1218	12	18	-	\$11.89	1.7
• KH1221	12	21	-	\$12.41	2.0
• KH1224	12	24	-	\$13.28	2.3

Shelf must be installed using existing holes which are in the standard universal side panel to avoid field drilling.

24 ga. Additional Hat Shelf					
Catalog No.	W	D	H	List	Weight
•• KH1512	15	12	-	\$12.21	1.5
•• KH1515	15	15	-	\$12.91	1.8
•• KH1518	15	18	-	\$13.93	2.1
•• KH1521	15	21	-	\$14.74	2.4
• KH1524	15	24	-	\$15.87	2.7
KH1815	18	15	-	\$14.05	2.1
•• KH1818	18	18	-	\$14.74	2.5
•• KH1821	18	21	-	\$16.27	2.9
• KH1824	18	24	-	\$17.79	3.4

### ADA Compliant Locker Adder (Single Tier Only)

Catalog No.	W	D	H	List	Weight
ADA Modified	-	-	-	\$42.67	0.0

Note: It has been confirmed that our standard locker handle for all KD locker types meets the requirements of ADA regulations as of this printing.

This add is for single tier lockers only. The add is for the inclusion of an additional hat shelf to be located in the field as directed by the customer. The locker side panels must be field drilled to locate the ADA shelf at the special height required. This add also includes an ADA label which is field applied to the locker door face.

### Standard KD Hook Arrangement Policy for Single and Double Tier Lockers

Locker Width	Locker Depth	1-Prong Hooks	2-Prong Ceiling Hooks
9	12,15,18	1	1
12,15,18,24	12,15,18	2	1
12,15,18,24	21, 24	2	1

### Standard KD Hook Arrangement Policy for Triple Tier Lockers

Locker Width	Locker Depth	1-Prong Wall Hooks	2-Prong Ceiling Hooks
9	12,15,18	0	1
12,15,18,24	12,15,18	0	1
12,15,18,24	21, 24	0	1

### Escutcheon Plates (Lock Hole Cover Plates)

Catalog No.	W	D	H	List	Weight
+ RPE100	-	-	-	\$0.38	0.03

Notice:  
Escutcheon Plates must be ordered for each locker door 20" and higher (wardrobe doors) using a padlock.

### Padlock Strike Plates

Catalog No.	W	D	H	List	Weight
+ SP100	-	-	-	\$1.15	0.03

Notice:  
Strike plates are optional and used to protect door face on all KD box doors with thru-the-door hasp.

### Aerosol Spray Touch-Up Paint


Catalog No.	W	D	H	List	Weight
••• Touch-Up	-	-	-	\$30.51	1.0

Please specify color when ordering. It is our standard policy for production orders to ship (1) can for each exterior locker color ordered under 100 frames and (2) cans for orders over (100) frames. Stock orders do not include touch-up paint


- Denotes stock item in Tan [PT]
- Denotes stock item in Tan [PT] and Dark Gray [HG]
- Denotes stock item in Tan [PT], Dark Gray [HG], Marine Blue [MB]
- + Denotes stock item - Plated, Galvanized or galvalneal
- Denotes stock item in Tan [PT]



# Benchtops and Pedestals



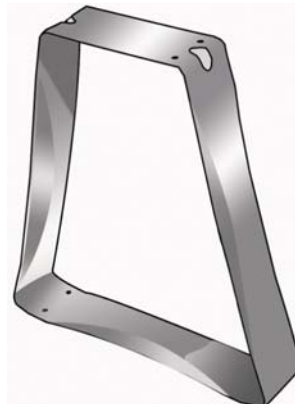
**4805**  
Pedestal



**4810**  
Pedestal



**4820**  
Pedestal



**4825**  
Pedestal



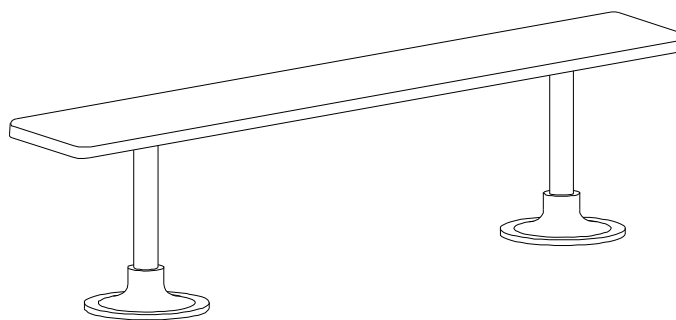
**8032**  
Pedestal

Bench Pedestals						
Catalog No.	Description	W	D	H	List Price	Weight
• 4805	Standard Steel Pedestal	-	-	16-1/4"	\$56.88	8.0
• 4810	Heavy-Duty Cast Iron Pedestal	-	-	16-1/4"	\$171.21	13.0
• 4820	Painted Aluminum Trapezoid Pedestal (Moveable)	-	-	16-1/4"	\$160.61	6.0
> 4825	Stainless Steel Pedestal	-	-	16-1/4"	\$132.72	8.0
• 8032	Heavy-Duty Pedestal (Concealed Fastening) with steel upper flange, steel tube and cast aluminum base.	-	-	16-1/4"	\$192.06	10.0

Note: Pedestal spacing shall not exceed 6'-0" o.c. and shall be placed no more than 12" o.c. from end of bench.  
 4805, 4810, 4820 and 8032 pedestals will be painted our standard neutral color (currently Tan)  
 4825 pedestals are stainless steel and are therefore unpainted.

Benchtops					
Catalog No.	L	W	H	List Price	Weight
■ MBT36	36	9-1/2"	1-1/4"	\$110.34	12.0
■ MBT48	48	9-1/2"	1-1/4"	\$141.40	16.0
■ MBT60	60	9-1/2"	1-1/4"	\$176.79	20.0
■ MBT72	72	9-1/2"	1-1/4"	\$212.17	24.0
■ MBT84	84	9-1/2"	1-1/4"	\$257.66	28.0
■ MBT96	96	9-1/2"	1-1/4"	\$282.87	32.0
■ MBT108	108	9-1/2"	1-1/4"	\$331.26	36.0
■ MBT120	120	9-1/2"	1-1/4"	\$368.05	40.0
■ MBT132	132	9-1/2"	1-1/4"	\$407.88	44.0
■ MBT144	144	9-1/2"	1-1/4"	\$441.71	48.0

Pedestals are to be ordered (2) per benchtop up to 8'-0".  
 Order (3) per benchtop 9'-0" and over.

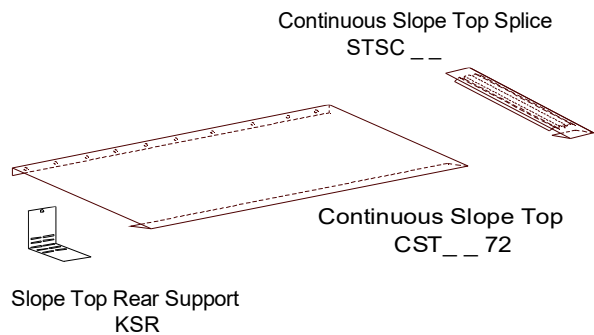


Benchtop Shown with #8032 Pedestals

- Denotes stock item in Tan [PT]
- Denotes stock item in Tan [PT]
- Denotes stock item - Laminated Hardwood Benchtop with clear finish
- > Denotes stock item - Stainless Steel

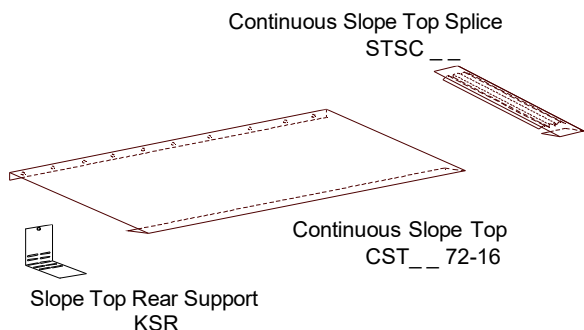


# KD Locker Accessories



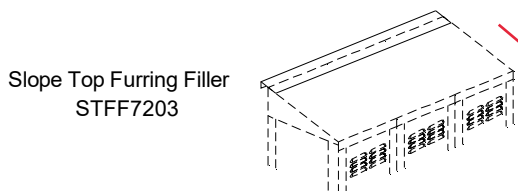
18 ga. Continuous Slope Tops (72" Lengths)					
Catalog No.	W	D	H	List	Weight
••• CST1272	72	12	4	\$145.74	18
••• CST1572	72	15	5	\$160.48	21.0
••• CST1872	72	18	6	\$176.95	24.4
CST2172	72	21	7	\$200.58	27.6
CST2472	72	24	8	\$211.77	30.9

The above prices include (1) Slope Top Splice Cover and (3) Slope Top Rear Supports for each Continuous Slope Top ordered.



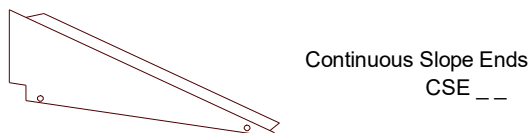
16 ga. Continuous Slope Tops (72" Lengths)					
Catalog No.	W	D	H	List	Weight
CST1272-16	72	12	4	\$157.17	21.8
CST1572-16	72	15	5	\$173.44	25.8
CST1872-16	72	18	6	\$191.55	30.0
CST2172-16	72	21	7	\$217.66	34.0
CST2472-16	72	24	8	\$229.89	38.2

The above prices include (1) Slope Top Splice Cover and (3) Slope Top Rear Supports for each Continuous Slope Top ordered.



18 Ga. Slope Top Furring Fillers					
Catalog No.	W	D	H	List	Weight
STFF7203	72	3	-	\$30.51	4.0

Order the Slope Top Furring Filler shown to the left for both 18 ga. and 16 ga. Continuous Slope Tops.



Continuous Slope Top End Closures (Price / Pair)					
Catalog No.	W	D	H	List	Weight
••• CSE12	-	12	4	\$23.18	1.6
••• CSE15	-	15	5	\$25.61	2.4
••• CSE18	-	18	6	\$27.24	3.5
CSE21	-	21	7	\$29.30	6.1
CSE24	-	24	8	\$47.19	7.7

Order the Slope Top End Closures shown here for both 18 ga. and 16 ga. Continuous Slope Tops.



KD Continuous Slope Top Universal Rear Support					
Catalog No.	W	D	H	List	Weight
+ KSR	-	-	-	\$8.85	0.7

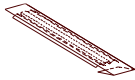
This item is included in the price of Continuous Slope Tops.  
Order the Slope Top Rear Support shown here for both 18 ga. and 16 ga. Continuous Slope Tops.  
Field bend to size required in field (12", 15", 18", 21", 24") matching depth of locker.  
**Fabricated of unpainted galvanized sheet steel.**

- Denotes stock item in Tan [PT]
- Denotes stock item in Tan [PT]
- Denotes stock item in Tan [PT], Dark Gray [HG] and Marine Blue [MB]
- + Denotes stock item - Plated, Galvanized or galvaneal



**KD Lockers Accessories**

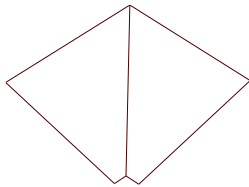
**KD Locker Accessories**



Continuous Slope Top Splice  
STSC \_\_

Continuous Slope Top Splice Covers					
Catalog No.	W	D	H	List	Weight
••• STSC12	-	12	-	\$16.27	0.3
••• STSC15	-	15	-	\$17.29	0.4
••• STSC18	-	18	-	\$19.12	0.5
••• STSC21	-	21	-	\$20.34	0.6
••• STSC24	-	24	-	\$22.26	0.7

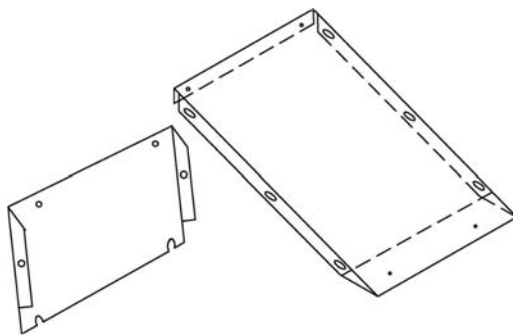
This item is included in the price of Continuous Slope Tops.  
Order the Slope Top Splice Cover shown here for both 18 ga. and 16 ga. Continuous Slope Tops.



Slope Top Corner  
STC \_\_

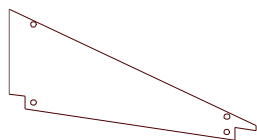


16 Ga. Slope Top Corner Fillers					
Catalog No.	W	D	H	List	Weight
••• STC12	12	12	-	\$138.54	2.5
••• STC15	15	15	-	\$141.72	3.8
••• STC18	18	18	-	\$144.87	5.3
• STC21	21	21	-	\$148.70	7.6
• STC24	24	24	-	\$152.50	9.0



Individual Slope Top  
KISTT \_\_\_\_

20 ga. Individual Slope Tops					
Catalog No.	W	D	H	List	Weight
KISTT0912	9	12	4	\$20.34	2.1
KISTT0915	9	15	5	\$20.84	2.5
KISTT0918	9	18	6	\$21.35	2.9
•••• KISTT1212	12	12	4	\$21.15	2.6
•••• KISTT1215	12	15	5	\$21.97	3.2
•••• KISTT1218	12	18	6	\$24.40	3.8
•••• KISTT1221	12	21	7	\$27.65	4.4
KISTT1512	15	12	4	\$23.39	3.4
•• KISTT1515	15	15	5	\$24.40	3.9
•• KISTT1518	15	18	6	\$25.21	4.6
•• KISTT1521	15	21	7	\$28.47	5.3
• KISTT1524	15	24	7	\$35.31	6.5
KISTT1815	18	15	5	\$26.44	4.9
•• KISTT1818	18	18	6	\$28.47	5.4
•• KISTT1821	18	21	7	\$32.75	6.0
• KISTT1824	18	24	8	\$58.24	8.0



Individual Slope Top End  
KISE \_\_

Individual Slope Top End Closures					
Catalog No.	W	D	H	List	Weight
•••• KISE12	-	12	4	\$11.60	0.4
•••• KISE15	-	15	5	\$12.82	0.6
•••• KISE18	-	18	6	\$13.63	0.8
•• KISE21	-	21	7	\$14.63	1.0
• KISE24	-	24	8	\$37.98	1.0

Individual Slope Ends are required at exposed ends only.

- Denotes stock item in Tan [PT]
- Denotes stock item in Tan [PT] and Dark Gray [HG]
- Denotes stock item in Tan [PT], Dark Gray [HG], Marine Blue [MB]
- Denotes stock item in Tan [PT], Dark Gray [HG], Marine Blue [MB], Black [ME], Light Gray [PL]
- + Denotes stock item - Plated, Galvanized or galvaneal

**Locks Prices are NET  
Do Not Discount**



**Locker Locks**

**Master Lock Company Locks**

Catalog No.	Description	Net Price	Weight
1525	Master Lock Company Combination Padlock - Key Controlled For use on all locker doors.	\$11.41	0.5
2010	Master Lock Company Heavy-Duty Combination Padlock - Key Controlled For use on all locker doors.	\$28.65	0.5
1630	Master Lock Company Built-In Combination Lock - Automatic Dead Bolt Operation (Vertical Bolt Movement) For use on gravity lift-type latch wardrobe doors 20" and higher.	\$23.57	0.5
1630MKADA	ADA version of 1630	\$33.03	0.5
1631	Same as 1630 except left-hand for use on left-hand hinged Two-Person and Duplex doors	\$23.57	0.5
1670	Master Lock Company Built-In Combination Lock - Manually Operated Dead Bolt For use on all locker doors except for single-point latch doors with recessed handle.	\$27.27	0.5
1670MKADA	ADA version of 1670	\$36.73	0.5
1671	Same as 1670 except left-hand for use on left-hand hinged Two-Person and Duplex doors	\$27.27	0.5
1690	Master Lock Company Built-In Combination Lock - Rotating Automatic Dead Bolt Operation For use on all single-point latch doors with recessed handles <b>effective March 2009</b>	\$30.78	0.5
1695MKADA	ADA version of 1690	\$39.86	0.5
1790MK	Master Lock Company Built-In Grooved Key Lock-5 Pin Cylinder- High Security (Master Keyed) For use on all single-point latch doors and recessed handle	\$28.86	0.5
1710MK	Master Lock Company Built-In Grooved Key Lock - 5 Pin Cylinder - High Security (Master Keyed) For use on all locker doors except for single-point latch doors with recessed handle.	\$16.76	0.5
1710MK-ADA	Master Lock Company Built-In Grooved Key Lock - 5 Pin Cylinder - High Security (Master Keyed) For use on all ADA designated locker doors (Not recommended for single-point latch).	\$24.27	0.5

**Locks Prices  
are NET**

**Control Keys**

**Lock orders include (2) Control Keys. Order Additional Keys as needed.**

CONTROLKEY1525	Control Key for Master Lock 1525 Combination Padlock.	\$5.16	0.1
CONTROLKEY2010	Control Key for Master Lock 1525 Combination Padlock.	\$5.16	0.1
CONTROLKEYA400	Control Key for American A400 Combination Padlock.	\$5.16	0.1
CONTROLKEY1630	Control Key for Master Lock 1630 Built-In Combination Lock.	\$5.16	0.1
CONTROLKEY1670	Control Key for Master Lock 1670 Built-In Combination Lock.	\$5.16	0.1
CONTROLKEY1710M	Control Key for Master Lock 1710MK Built-In Combination Lock.	\$5.16	0.1
<b>Digital Locks</b>	Safe-O-Mat Coin Collect and Coin Return Locks are available upon request. Digilock ADA Compliant Digital Touch Button Locks are available upon request.	Consult Factory	

**Locks Prices  
are NET**

Note: Be sure to specify master key series if you would like your new locks to match the existing key series.